



Teknion systems

district

# District overview

A collection of desks, cabinets, windows and walls, District™ offers the look and feel of furniture together with the functional features of systems. Its multi-use components offer a myriad of planning options for any office environment.

## ARCHITECTURAL FURNITURE

District echoes the long, low lines of mid-century modern furniture and, like the design of that era, achieves a remarkable transparency with layered surfaces and a refined scale. District reinterprets the modernist blend of sleek, functional design for the contemporary office.

The use of veneers, glass, painted wood construction and anodized aluminum reflects these inspirations and brings the look and feel of furniture to the open plan.

## EFFICIENT USE OF SPACE

District maximizes smaller spaces with products that serve multiple functions. Credenzas and storage support workspaces and define space. Overlapping planes and under-surface storage make optimal use of vertical as well as horizontal space.

furniture look and feel

more out of small spaces

private office

traditional plan

storage spine

sustainable design



# Furniture look and feel

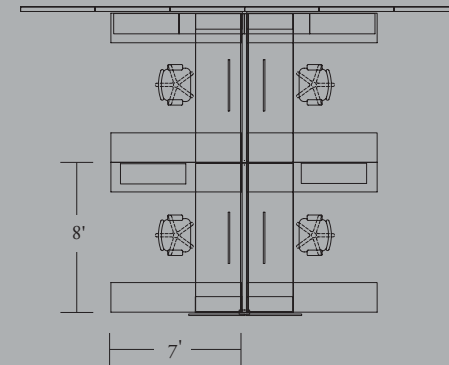
District has the look and feel of well-crafted architectural furniture, yet provides the high level of functionality required in the contemporary office.

- Multi-purpose credenzas support worksurfaces and reduce the need for panel-based planning, preserving the distinctive look of furniture

- Layered surfaces and elevated credenzas lend a distinctive transparency
- Cabinets and shelves stack on credenzas to create workstations unique in form and function
- Screens and windows supply space division without obstructing light or views

## FINISHES AND MATERIALS

- Linoleum worksurfaces soften the visual and tactile experience; matte finish offers an enhanced aesthetic
- Aluminum Acrylic edge band exudes a silk-matte finish showing depth and quality similar in appearance to anodized aluminum
- Seamless Color—a unique finish that integrates an edge detail—can be combined with veneers to achieve a lower price range
- SmartLeather offers a luxurious, cost-effective alternative to leather
- Fascias create varied aesthetics with solid, wood, metal and fabric finish options
- Laminated glass from Teknion's Vanceva program achieves varying degrees of transparency and looks with colored, white or frosted options



**WORKSURFACES:**  
Seamless Color, Storm White, knife edge

**PANEL WALL TRIM:**  
Foundation, Storm White

**FASCIAS:**  
Seamless Color, Storm White

**ADD-ON SCREENS:**  
Vanceva, Cool White

**FLOOR SCREENS:**  
Seamless Color, Storm White; Platinum trim

**STORAGE:**  
Case – Seamless Color, Bronze  
Drawers/Doors/Backs – Flintwood, Blonde Maple

**STORAGE TACKBOARD:**  
Panel Fabric – Linen Weave, Suit

**DESK PADS:**  
SmartLeather, Storm White

**SEATING:**  
Contessa, Upholstery – Tess Mesh, Light Grey

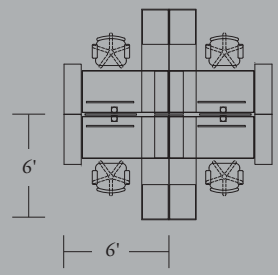
# More out of small spaces

District makes efficient use of space by creating clever, compact workstations with multi-functional furniture pieces, without sacrificing comfort or aesthetics.

Multi-tiered workstations with overlapping surfaces afford a feeling of spaciousness, and scaled-down versions of traditional storage make optimal use of volume and space within a smaller footprint.

- Generous primary worksurface depths up to 36 inches can be augmented by a secondary return with under-worksurface storage to optimize space
- Credenzas support worksurfaces, offer file and binder storage, define individual work areas and provide casual seating

- Compact storage towers define space, support worksurfaces, offer binder storage, store coats and hide wastebaskets/recycle bins to free-up floor space



WORKSURFACES:  
Seamless Color, Storm  
White, knife edge

FLOOR SCREENS:  
Flintwood, Blonde  
Maple; Platinum trim

DESK SHELVES:  
Mica, Platinum

STORAGE TOWERS:  
Seamless Color, Latte

CREDENZAS:  
Case – Seamless Color,  
Platinum  
Drawers – Flintwood,  
Blonde Maple

SEAT CUSHIONS:  
SmartLeather, Storm White

SEATING:  
Metrix, Upholstery –  
Leather, White

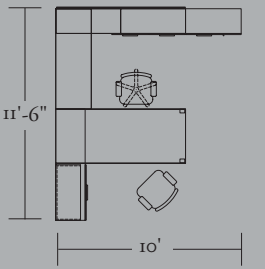
## Private office

The private office often requires furniture that can assume multiple functions.

District reinterprets classic mid-century design elements in a contemporary spirit, bringing a casegoods look and feel to a private office.

- Refined scale and overlapping surfaces preserve a sense of lightness and openness within a strong architectural aesthetic
- Storage units are available elevated or to the floor in open or closed styles, with corresponding depths for consistent front-flush alignment

- Most District furniture is freestanding, requiring little or no additional support
- District storage mounts to drywall, Altos® architectural walls and the W/R/S™ wall rail system, which offer functional and aesthetic integration with Teknion furniture



WORKSURFACES:  
*Flintwood, Dark Olive,  
knife edge*

STORAGE:  
*Flintwood, Dark Olive*

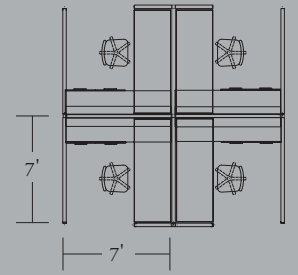
FASCIA:  
*Panel Fabric,  
Bargello, Archival Five*

SEATING:  
*AL3 task, Sitara guest,  
Upholstery – Leather,  
White*

# Traditional plan

By selectively applying appropriate functional options, District can serve the needs of traditional panel systems while maintaining the design aesthetic of architectural furniture.

- Large-scale windows or panel walls permit various degrees of enclosure and provide structure
- Elevated wall spans up to 96 inches wide make conventional workstations appear architectural
- Frost glass windows and screens create privacy while retaining light access
- Full-height windows and fascias present a refined, monolithic appearance ideal for corridor applications
- Single- or double-sided centermount cabinets provide added privacy and efficient space usage
- Fascia style options support functional needs including whiteboard, tackboard, accessory and power/data above or below the worksurface
- District minimizes visible hardware, supports and segments – every practical feature fits within a clean, contemporary design



WORKSURFACES:  
Foundation Laminate,  
Storm White, knife edge

PANEL WALL TRIM:  
Foundation, Storm White

FASCIAS:  
Interior – Seamless  
Color, Storm White;  
Panel Fabric,  
White Angle, White

Exterior – Flintwood,  
Blonde Maple

WINDOWS/  
ADD-ON SCREENS:  
Vanceva, 65% White

CRENZAS:  
Case – Seamless  
Color, Storm White  
Drawers – Flintwood,  
Blonde Maple

CENTERMOUNT  
CABINETS:  
Flintwood, Blonde Maple

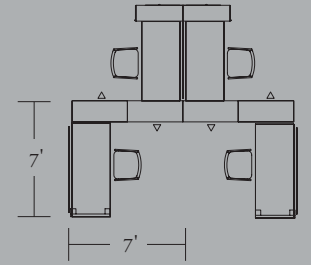
SEATING:  
Contessa, Upholstery –  
Tess Mesh, Light Grey

# Storage spine

In a standalone storage spine application, District creates a highly functional office landscape that provides extensive storage in varied configurations.

With storage as the primary framework for workstations, District opens up the range of potential planning scenarios to address the different ways people work. Storage units combine to define space, support workspaces and deliver power and data without dependency on panels.

- Storage units offer the option of an angled elevated foot to enable power/data routing below storage; users can access power/data above or below the worksurface
- Stacking units enable double-sided layouts with workstations extending from a shared central spine, enhancing functionality and permitting access to storage on both sides
- Open pass-through units permit varied degrees of privacy and allow for light transmission, creating an open workspace



WORKSURFACES/  
SCREENS:  
*Flintwood, Dark Olive,  
flat edge*

STORAGE:  
*Source Laminate,  
Storm White*

SEATING:  
*Fitz, Upholstery –  
PolyBamboo, Water, White*





# Sustainable design

In design and construction, District workstations are aligned with sustainable principles and with LEED® (Leadership in Energy and Environmental Design) guidelines that stress natural light and air circulation in commercial interiors. District is GREENGUARD® certified.

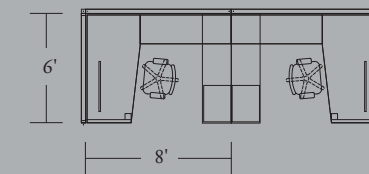
- Large workstation Windows in widths up to 96 inches preserve an open, lightfilled setting
- The option of datum lines at worksurface height reflects the emphasis on more transparent workstations for light and unobstructed views

- Elevated panel walls and credenzas permit a healthy air flow beneath and between workstations
- A typical workstation is composed of approximately 84 percent recycled materials and is designed for component and material re-utilization

## FINISHES AND MATERIALS

- Linoleum is made from all-natural raw materials and contributes to LEED MR Credit 6—Rapidly Renewable Materials
- Aluminum Acrylic edge band provides a PVC alternative
- Seamless Color paint emits low VOCs

- SmartLeather contains 32 percent recycled content and contributes to LEED MR Credit 4—Materials and Resources
- Teknion's natural veneers and Flintwood (reconstituted wood) are considered a controlled wood as defined by FSC (Forest Stewardship Council)



WORKSURFACES:  
*Linoleum, Ivory,  
knife edge; Aluminum  
Acrylic edge*

PANEL WALL TRIM:  
*Anodized*

FASCIAS:  
*Fascia Laminate,  
Smokey Walnut Finegrain*

WINDOWS:  
*Clear*

END GABLES:  
*Seamless Color,  
Platinum*

CRENZAS:  
*Seamless Color,  
Latte*

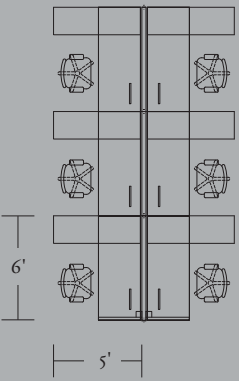
SEAT CUSHIONS:  
*SmartLeather,  
Brown*

SEATING:  
*Fitz, Upholstery – Gabriel  
Wool, Europost, Ecrú*

# Linear plan

District is ideal for linear floor plans where space is at a premium and workstation density is desired. With simple, furniture-like desks and credenzas District creates a light, open work environment that promotes collaboration and communication.

- Versatile multi-use components define a space in the most efficient and effective way
- Varied workstation formats that support different kinds of work can be created within the overall floor plan



WORKSURFACES:  
*Flintwood, Walnut,  
knife edge*

PANEL WALL TRIM:  
*Anodized*

FASCIAS:  
*Seamless Color,  
Storm White*

ADD-ON SCREENS:  
*Glass, Frost*

DESK-TOP SCREENS:  
*Seamless Color,  
Storm White*

END GABLES:  
*Seamless Color,  
Storm White*

CREDENZAS:  
*Case – Seamless  
Color, Storm White  
Drawers – Flintwood,  
Walnut*

SEATING:  
*Metrix, Upholstery –  
Gabriel Wool, Europost,  
Dark Beige*



^  
**LAYERING**  
A four-tier work area is created by layering Desk-Mounted Shelves for above-worksurface storage with worksurfaces that provide cubby areas below and Low Credenzas that offer a usable surface above an open shelf.

^  
**WINDOWS**  
Single- and Double-Glazed Windows begin at worksurface height or can be added to Panel Walls at varying heights. Add-On Windows (shown) provide continuous glass up to 96 inches in width.

^  
**ADD-ON SCREEN**  
Add-On Screens, available in glass or solid finish, offer a light, frameless alternative to Windows. They can be mounted on- and off-module or span two Panel Walls.

^  
**DESK-TOP SCREEN**  
Freestanding Desk-Top Screens provide casual space division. Screens sit on the worksurface for easy repositioning.

^  
**FLOOR SCREEN**  
Floor Screens 42 or 51 inches high provide to-the-floor privacy. The top trim accepts personal organizers—available from Teknion's Complements program—for immediate access to work tools.

^  
**STACKING STORAGE FASCIA**  
Stacking Cabinets offer an optional tackable back panel for added workstation functionality.

# District features



^  
**PANEL WALL FOOT**  
Elevated Panel Walls are supported by Panel Wall Feet with a 3-inch adjustment range. Refined in design and detail, it is available in varied finishes including anodized.



^  
**STORAGE FOOT**  
An angled foot option on storage units enables stand-alone spine applications. The foot offers a 3-inch adjustment range.



^  
**STORAGE TOWER**  
A multi-purpose 12" Storage Tower accommodates both binders and coats, while also serving as a worksurface end support and panel wall support.



^  
**LOW CREDENZAS**  
Low Credenzas include optional removable trays that fit inside the drawer to reduce clutter, aid in organization and optimize use of space.



^  
**POWER BOX**  
Single and double Power Boxes provide under-worksurface power and communications access on one or both sides of a Panel Wall.



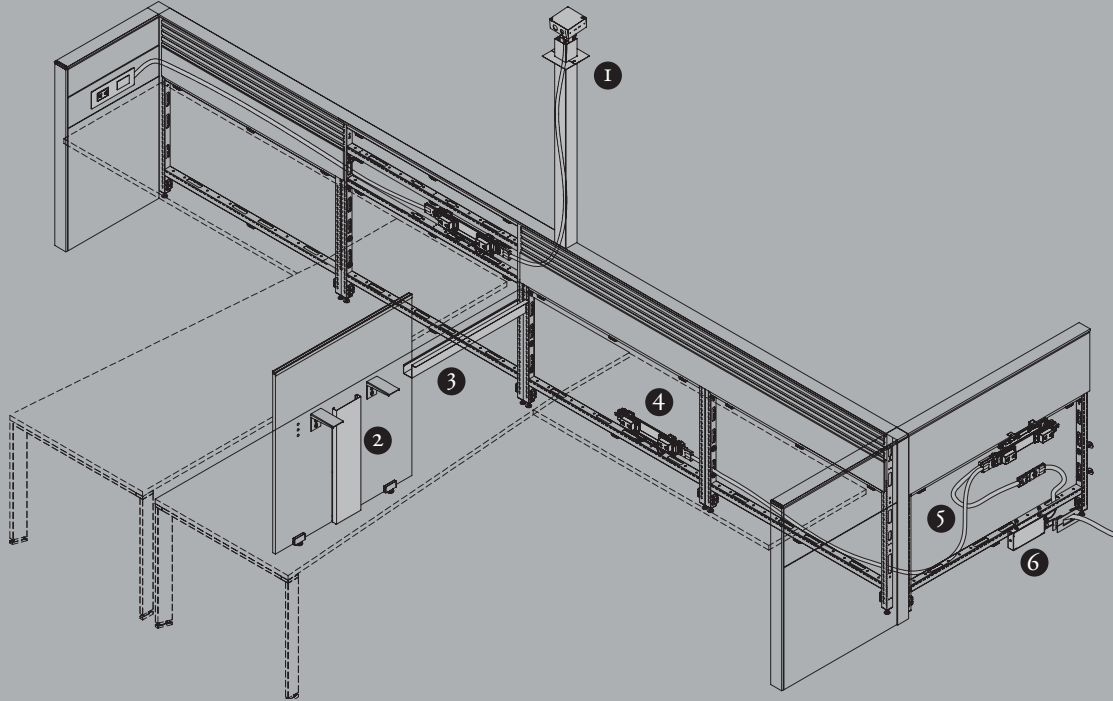
^  
**VERTICAL CABLE MANAGER**  
Vertical Cable Managers conceal and route cables vertically below the desk. Power Bars—available from Teknion's Complements program—provide plug-in at the worksurface.

# Electrics

District offers a number of options for adding power and communications to a workstation, discreetly designed to maintain the aesthetic integrity of the product. District is also designed with a bi-directional modular system, enabling increased flexibility of installation and reconfiguration.

As part of Teknion's commitment to sustainable design, District electrics can be specified PVC-free.

- Shielded infeeds, jumper harnesses and durable power boxes efficiently deliver and distribute power/communications from the floor or ceiling to the workstation
- Single- and double-length power boxes mount above or below the frame rail
- Accommodates international electrics
- 8T (3+1) and 8K (2+2) wire configurations available



## Panel electrics

**1. POWER POLE**  
The Power Pole is used to house the ceiling feed and includes a pole divider for separating the ceiling power feed from the communications and data cables.

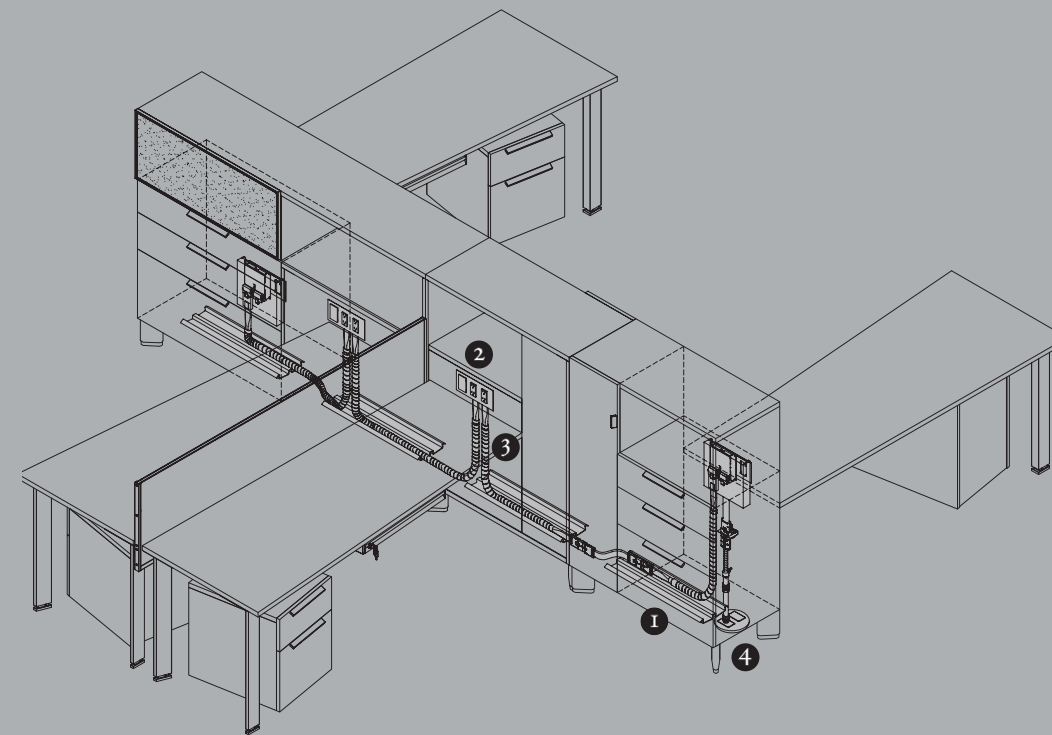
**2. VERTICAL CABLE MANAGER**  
The Vertical Cable Manager conceals and routes cables vertically below the desk. Two heights accommodate North American and international electrics.

**3. CABLE TROUGH**  
Cable Troughs manage wires from worksurface level to panel wall electrics or floor monuments.

**4. POWER BOX**  
Power boxes in single or double length provide back-to-back power/data access, routing power in up to three directions.

**5. POWER HARNESS**  
Power Harnesses route power between Power Boxes or between a Base Feed and Power Box.

**6. BASE FEED**  
The Base Feed delivers power to a workstation at base level and provides entry for data communications. It mounts above the 6-inch-high panel rail in Elevated Panel Walls and below in flush Panel Walls.



## Storage spine electrics

**1. UNDER-CABINET WIRE TRAY**  
The Under-Cabinet Wire Tray manages and routes wire below the storage cabinet.





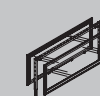





**2. FLUSH-MOUNT POWER & DATA BOX**  
The Flush-Mount Power & Data Box mounts to the back of storage cabinets for easy access at either base or worksurface height.

**3. POWER HARNESS**  
The Power Harness carries power along the storage cabinet base to the Flush-Mount Power & Data Box.









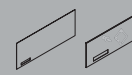





**4. BASE FEED**  
The Base Feed provides power from the floor to the underside of the storage cabinet, connecting to the Power Harness.

# At a glance





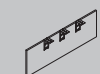



## Panel Walls

flush panel wall h 29"–66" w 24"–96"	elevated panel wall h 29"–66" w 24"–96"	convertible panel wall h 29"–66" w 24"–96"	add-on window – single glass h 9"–37" w 24"–96"	add-on window – double glass h 9"–37" w 24"–96"	flush full-height window – single glass h 29"–66" w 24"–60"	flush full-height window – double glass h 29"–66" w 24"–60"	elevated full-height window – single glass h 29"–66" w 24"–60"	elevated full-height window – double glass h 29"–66" w 24"–60"	elevated panel wall foot
									

## Fascias

solid fascia h 6"–37" w 24"–96"	solid fascia – full height h 35", 41" w 24"–96"	metal fascia h 6"–37" w 24"–72"	framed tackable fabric fascia h 9"–37" w 24"–96"	tackable fabric fascia h 6"–37" w 24"–96"	framed whiteboard fascia h 22"–37" w 36"–48"	whiteboard fascia h 22"–37" w 36"–48"	accessory fascia h 6" w 24"–96"	solid/tackable power/communications fascia h 7"–37" w 24"–96"	metal power/communications fascia h 7"–37" w 24"–72"	metal base feed fascia h 6"–28" w 24"–72"	fabric base feed fascia h 6" w 24"–96"	window – single glass h 9"–37" w 24"–60"	window – double glass h 9"–37" w 24"–60"
													


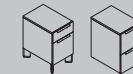
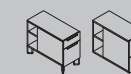


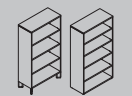
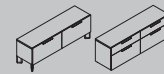
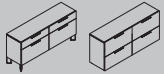


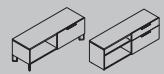
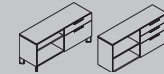
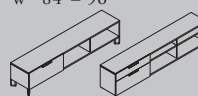
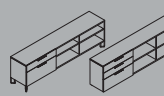
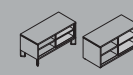
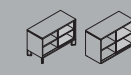
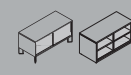
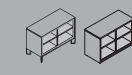
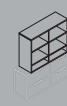
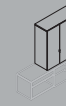
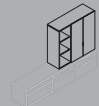
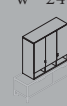
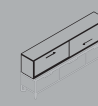




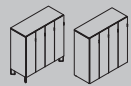
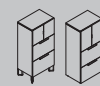


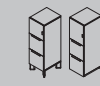
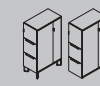





## Screens

desk top screen h 13" w 24"	desk edge screen h 13" w 23"–96"	desk edge screen – glass h 13" w 23"–96"	desk edge screen – full-height h 13" w 23"–96"	modesty screen h 13" w 24"–96"	floor screen h 42", 51" w 23"–96"	panel wall add-on screen – glass h 9"–15" w 24"–96"	panel wall add-on screen – solid h 9"–15" w 24"–96"
							



## Worksurfaces

rectangular worksurface d 20"–36" w 22"–96"	wedge worksurface d(a) 24"–36" d(b) 24"–36" w 46"–96"	extended wedge worksurface d(a) 24"–36" d(b) 24"–36" w 58"–96"	wing worksurface d(a) 24"–36" d(b) 24"–36" w 58"–96"	transition worksurface d(a) 24"–36" d(b) 24"–36" w 58"–96"
				

## Storage

rolling pedestal h 21" d 19" w 16"	pedestal with solid back h 28" d 19", 23", 29", 35" w 16"	pedestal with cubby h 28" d 29", 35" w 16"	stretch pedestal h 21", 28" d 16", 19", 23", 29" w 24", 30", 36"	lateral file h 36", 42" d 16", 19" w 24", 30", 36"	bookcase h 36", 42", 51", 66" d 16" w 24"–48"	low full drawer credenza h 21" d 16", 19" w 48"–96"	high full drawer credenza h 28" d 16", 19" w 48"–96"	low open credenza h 21" d 16", 19" w 24"–96"	high open credenza h 28" d 16", 19" w 24"–96"	low open with drawer credenza h 21" d 16", 19" w 48"–96"	high open with drawer credenza h 28" d 16", 19", 23" w 24"–96"	low dual cubby credenza h 21" d 16", 19" w 84"–96"	
													
high dual cubby credenza h 28" d 16", 19" w 84"–96"	low single sliding door credenza h 21" d 16", 19" w 42"–96"	high single sliding door credenza h 28" d 16", 19" w 42"–96"	low double sliding door credenza h 21" d 16", 19" w 42"–96"	high double sliding door credenza h 28" d 16", 19" w 42"–96"	open stacker h 9"–45" d 16" w 24"–96"	closed stacker h 23"–45" d 16" w 24"–48"	open/closed stacker h 23"–45" d 16" w 42", 48"	closed stacker with cubbies h 23"–45" d 16" w 24"–48"	sliding door stacker h 15", 21" d 16" w 30"–96"	single locker with cubby back h 28"–66" d 29", 35" w 12", 16"	single locker with solid back h 28"–66" d 16", 19", 23" w 12", 16"	single locker with side closet h 51", 66" d 29", 35" w 12", 16"	dual locker h 51", 66" d 16", 19" w 24", 30", 36"
													
quad locker h 51", 66" d 16", 19" w 48"	lateral tower h 42", 51", 66" d 16", 19" w 24", 30", 36"	combo tower h 36", 42", 51", 66" d 16", 19" w 24"–48"	pedestal tower with cubby back h 36", 42", 51", 66" d 29", 35" w 16"	pedestal tower with solid back h 36", 42", 51", 66" d 19", 23" w 16"	pedestal tower with side closet h 36", 42", 51", 66" d 29", 35" w 16"	side open tower h 36", 42", 51", 66" d 19", 23", 29", 35" w 16"	sliding door overhead h 15", 21" d 16" w 30"–60"	sliding door centermount overhead h 15" d 16" w 30"–96"	open overhead h 15", 21" d 16" w 30"–60"	open centermount overhead h 9", 15" d 16" w 30"–96"			
													

## Accessories

standing storage fascia h 12"–60" w 12"–48"	stacking storage fascia h 15"–45" w 24"–96"	tackboard – screen mount h 13", 22" w 23"–96"	tackboard – panel wall mount h 13", 32", 37" w 23"–96"	seat cushion d 17.5" w 24"
				

TEKNION CORPORATION

IN CANADA:

1150 FLINT ROAD  
TORONTO, ONTARIO  
M3J 2J5 CANADA  
TEL 866.TEKNION  
866.835.6466  
FAX 416.661.4586

IN THE USA:

350 FELLOWSHIP ROAD  
MT LAUREL, NEW JERSEY  
08054 USA  
TEL 877.TEKNION  
877.835.6466  
FAX 856.552.5088

OTHER OFFICES LOCATED IN:

EUROPE  
SOUTH AND CENTRAL AMERICA  
MIDDLE EAST  
ASIA  
RUSSIA  
FOR REGIONAL CONTACT  
INFORMATION GO TO  
www.teknion.com

TEKNION EMBRACES CHANGE AND ITS INNATE POSSIBILITIES. OUR CULTURE IS ONE OF INNOVATION. IN THAT SPIRIT, WE HAVE STEPPED FORWARD TO INTEGRATE SUSTAINABLE PRINCIPLES AND PRACTICES INTO THE DESIGN, MANUFACTURING AND MARKETING OF OUR PRODUCTS.

TEKNION PRODUCTS PERFORM INDEPENDENTLY AND IN CONCERT, COMBINING IN VIRTUALLY UNLIMITED CONFIGURATIONS. OUR PHILOSOPHY EMBRACES DESIGN AS ONE OF THE BEST TOOLS WE HAVE FOR REALIZING THE BENEFITS OF BUSINESS, WHILE ALSO STRIVING TO REACH SUSTAINABLE GOALS.

WE HAVE LEARNED FROM DESIGN THAT CHANGING A SINGLE DETAIL ALTERS THE WHOLE. EVERY INCH MAKES A DIFFERENCE. EVERY LEAP IS THE SUM OF MANY SMALL STEPS.

TEKNION CREATES FURNITURE THAT CONNECTS PEOPLE, TECHNOLOGY AND SPACES; INTEGRATED DESIGN WITH NEW POSSIBILITIES FOR A HEALTHY, PRODUCTIVE WORLD TOMORROW AND THE DAY AFTER.

CAN/US/INT 06-11

©TEKNION 2008-2011

®, ™ TRADE MARKS OF TEKNION CORPORATION AND/OR ITS SUBSIDIARIES OR LICENSED TO IT. PATENTS MAY BE PENDING. SOME PRODUCTS MAY NOT BE AVAILABLE IN ALL MARKETS. CONTACT YOUR LOCAL TEKNION REPRESENTATIVE FOR AVAILABILITY.

CONTESSA PRODUCT DESIGN: GIUGIARO DESIGN. CONTESSA IS SOLD UNDER LICENSE FROM OKAMURA CORPORATION.

BROCHURE DESIGN: VANDERBYL DESIGN PRINTED IN CANADA SBO70058

